

# RESEARCH Briefing paper



## Childcare Sufficiency Assessment 2024/2025

January 2025

### Summary Headline Data

- Mid-Year Estimates 2023 show the number of 0-4-year-olds have fallen in the last 12 months from 18,463 (2022 revised) to 18,185 (2023). The number of 5-14-year-olds, however, has increased from 43,089 (2022 revised) to 43,258 (2023).
- Over the next decade BCP's population is projected to increase by 7,800 (2%), from 395,800 in 2018 to 403,600 in 2028. Population growth will be concentrated among those aged 65+ with migration driving population growth. More people are arriving than leaving the area.
- The latest population projections show that the number of births in BCP Council is projected to fall.
- There is a total of 292 childcare providers in the BCP Council area, offering a maximum of 7,697 places at any one time. This is a fall of 15 providers overall since summer 2023.
- Overall, the number of early years places has fallen by 95 in the last 12 months. This drop in places is, however, mitigated by the falling birthrate.
- The latest occupancy figures show occupancy rates at childminders was 93%, PVI settings was 90% and school nursery settings was 89%.
- BCP funded 5,506 3 and 4-year-olds in the summer term 2024. This is a fall on the 2023 figure of 5,525, and 5,737 in 2022. This is likely due to a fall in the age cohort.
- Funded Early Education (FEE) changes came into effect from 1 April 2024 with the expansion of the 2-year-old FEE to working families. BCP funded 2,209 2-year-old children in summer term 2024. 597 (27%) of these were under the disadvantaged eligibility and 1,612 (73%) was under the working families eligibility. The government earlier forecast the number of eligible 2-year-olds could be in the region of 2,370.
- From 1 September 2024 15 hours per week of working family entitlement expanded to include 9 month-1-year-olds. BCP funded 1,444 children in this age group in autumn term 2024. The government forecast the number of eligible 9 month-1-year olds could be in the region of 1,460.
- Considering forecasts and take-up data BCP Council currently has a sufficient number of early years childcare places.
- From 1 September 2025, eligible working parents of children aged 9 months to 2-years-old will see an increase in their entitlement to 30 hours (over 38 weeks a year). In BCP the DfE estimate that 368 places will need to be created by September 2025. This relates to a 10% increase in supply of childcare hours for this age group.
- DfE capital funding is being used to create additional 9 month – 2-years-old places in BCP Council. It is an ongoing piece of work, but at the time of writing capital funding applications have so far been approved that will create 276 new places, by September 2025.
- In Summer 2024, 396 children were recorded as receiving additional SEND Support. 79 Education Health Care Plans (EHCPs) were issued in the Early Years sector.
- In January 2024 the schools census recorded 1,084 EHCPs for primary schools and 1,194 for secondary schools. A total of 7,325 primary and secondary school children received SEN support, 228 extra children than in January 2023.
- Average prices per hour across all setting types have increased from £5.46 to £6.01 per hour (summer 2023-summer 2024). This is an increase of 10% in the last 12 months.
- There has been little change in the number of out of school provision in the BCP area in the last 12 months, however DfE funding to increase wraparound places is being distributed.

## Focus Areas

The 2024 childcare sufficiency analysis and the broader understanding of the sector has highlighted several areas of focus. These are highlighted below.

### Bearwood and Merley

This area continues to undergo significant housing planning and development, raising critical concerns about the adequacy of childcare availability. Currently, Merley lacks the capacity to provide year-round childcare support for working parents. To address this shortfall, developer contributions should be included in the infrastructure package to accommodate the increased demand for early years care brought by the proposed developments. All year-round provision has increased in Bearwood and is welcome. With housing developments in mind, childcare providers should consider Bearwood and Merley as an area with potential.

### Wraparound Provision

Increasing the 8am to 6pm wraparound places offered to working families is a key local and national priority. While BCP Council has a healthy before school offer, there are gaps in the after school offers for parents. Over the next two years, with the use of the DfE's Wraparound Care Programme Delivery Fund, the council will be working with all schools and private providers to ensure that a term-time 8am to 6pm offer is in place at every primary school, where needed, as well as increasing capacity. Capital funding from the DfE will also be available to enable this. The 2025/26 childcare sufficiency review is expected to report on a successful increase in 8am to 6pm places in BCP Council.

### Boscombe West

This ward is highlighted as few families stay within their ward for 2,3-and 4-year-old funded childcare, which is likely due to a combination of ongoing lack of provision in the area but also the proximity of other provision in neighbouring wards. It is considered an area where new provision is encouraged as, with a current estimated 521 resident 0–4-year-old children, there are no longer any childminders and no preschool provision, whilst three day nurseries currently serve the area. The lack of childminders here, and overall, is particularly concerning.

### Day Nurseries and Preschools

Our current providers tell us that recruitment and retention of staff is the biggest barrier to expanding their places, or in some cases even meeting their current Ofsted registered maximum places. Although currently sufficient, the retention of our existing providers carries even greater weight with the increased expanded entitlements from 2025. The number of group settings that have closed and not been reopened under new ownership is small, but still has an impact on each local community. The council continues to work with those who are wishing to close, signposting to providers seeking new or further premises. This protects the childcare places and staff, and will continue to ensure statutory duties are met. The government is currently promoting childminding as a profession as well as working in childcare through a 'Do something big... work with small children' campaign and the Council continues to promote childcare as a profession working with professional partners including the DWP/Jobcentre Plus. If providers cannot staff their businesses adequately, this impacts on the number of childcare places available for working families.

## Childminders

Nationally childminder numbers have halved in the past 10 years and locally, since the pandemic began in 2020, BCP Council has lost a third of registered childminders (approximately 70). An ageing cohort of childminders and a falling number of providers registering with Ofsted mean that the childminding profession is not being replenished at a sufficient rate to sustain itself.

Childminders are only one part of the sector, but they give parents choice and flexibility. Their current contribution and that towards the governments expanded childcare and wraparound offer is invaluable. The council and the DfE are promoting working in childcare through the 'Do something big...' campaign, and newly registered childminders had been able to access a £600 grant to support their start-up costs. Some encouraging changes have happened at government level including the creation of a new category of childminder called 'childminders without domestic premises'. This is for childminders who will work solely from somewhere other than a home, such as a community or village hall. An increase in the total number of people (including childminders and assistants) who can work together under a childminder's registration from 3 to 4 and childminders are also given more flexibility to operate outside of their home (or someone else's) for more of their time. This will remove the requirement that at least 50% of the childcare must be provided in a home. The profession still, however, needs ongoing local and national support to reverse the trend of falling Ofsted registrations.

## Expanded Entitlements for 9-month to 2-year-olds

Children's Services is confident that there are currently sufficient places for the 15 hours expanded entitlement for 2-year-olds and the first term of entitlement for 9-month-old children should be considered a success with no known unplaced children, despite some concerns raised when the entitlements were first announced in 2023. The next challenge for BCP Council and nationally is the expansion of entitlement from 15 hours per week to 30 hours per week from September 2025. The latest forecast information from the DfE suggests that there may be a sufficiency gap of 368 places at that point, with Hamworthy and Newtown & Heatherlands wards having the largest forecast shortfall. The Council, however, are currently in the process of allocating capital funding to providers to increase their places, in readiness for September 2025 with funding for 276 new places already approved to date. Progress and outcomes can be viewed through [this](#) dedicated webpage. the expectation that several hundred new 1- and 2-year-old places can be funded. In addition, the DfE themselves are offering up to 3,000 schools the opportunity to make use of unused classrooms to introduce early years education onsite (school or privately run), with several BCP primary schools applying in the first phase of funding. It is vital that the leadership and planning officers support the need for new and expanding provision and that every opportunity with capital funding is used to effectively increase the number of places available for working families. that capital funding is distributed fairly and with the best outcomes possible in mind.

# Demographic Summary

- The population for BCP Council area as at 30<sup>th</sup> June 2023 was 404,050<sup>1</sup>.
- This represents an increase of 0.4% (1,491 more residents) since mid-2022. The population of England grew by 1.0% over the same period.
- The mid-2023 figure represents a slightly larger population than projected in the 2018-based sub-national population projections, the projection has a figure of 399,740 for mid-2023. The latest mid-year estimate is accepted as the more reliable figure to use when available.
- Mid-Year Estimates 2023 show the number of 0-4-year-olds have fallen in the last 12 months from 18,463 (2022 revised) to 18,185 (2023). The number of 5-14-year-olds, however, has increased from 43,089 (2022 revised) to 43,258 (2023). 5-9-year-olds number saw a fall in the last 12 months, however the number of 10-14-year-olds has increased by 263.
- The latest 2023 live birth rates figure show a fall to 3,109 from 3,332 in 2022 and 3,668 in 2021. The number of residents over 65 years continues to increase.
- The 2021 Census results for BCP give a resident population of 400,300 in March 2021. This is an increase of 5.7% compared with the 2011 Census. The age groups showing the biggest increase in BCP include 70–79-year-olds, 50–59-year-olds and 5–14-year-olds. Age groups experiencing the biggest fall in numbers since 2011 include 0–4-year-olds (-9.4%), 25–29-year-olds and 45–49-year-olds.
- Wards with the highest population of 0-4 year-olds continue to be Newtown & Heatherlands, Kinson and Muscliff & Strouden Park<sup>2</sup>.
- Wards with the fewest number of 0-4 year-olds are Highcliffe & Walkford, Canford Cliffs and Broadstone.<sup>3</sup>
- Over the next decade BCP's population is projected to increase by 7,800 (2%), from 395,800 in 2018 to 403,600 in 2028<sup>4</sup>. Population growth will be concentrated among those aged 65+ with migration driving population growth. More people are arriving than leaving the area.
- BCP's national IMD ranking is 160<sup>th</sup> out of 317 English authorities (where 1 is the most deprived)<sup>5</sup>

## Population 0-14

The population for BCP Council area for mid-2023 was **404,050**. The population across BCP Council area has increased since mid-2022 with the population growing by 1,500, representing **an increase of 0.4%** which is a smaller rate of growth than across England and the South West. Over the ten year period the **total population grew by 4.8%** in BCP Council area which is also slower growth than regionally or nationally.

---

<sup>1</sup> Mid-Year Estimates 2023

<sup>2</sup> Mid-Year Estimates 2023

<sup>3</sup> Mid-Year Estimates 2023

<sup>4</sup> 2018 based sub-national population projections for BCP, published on 25 March 2020

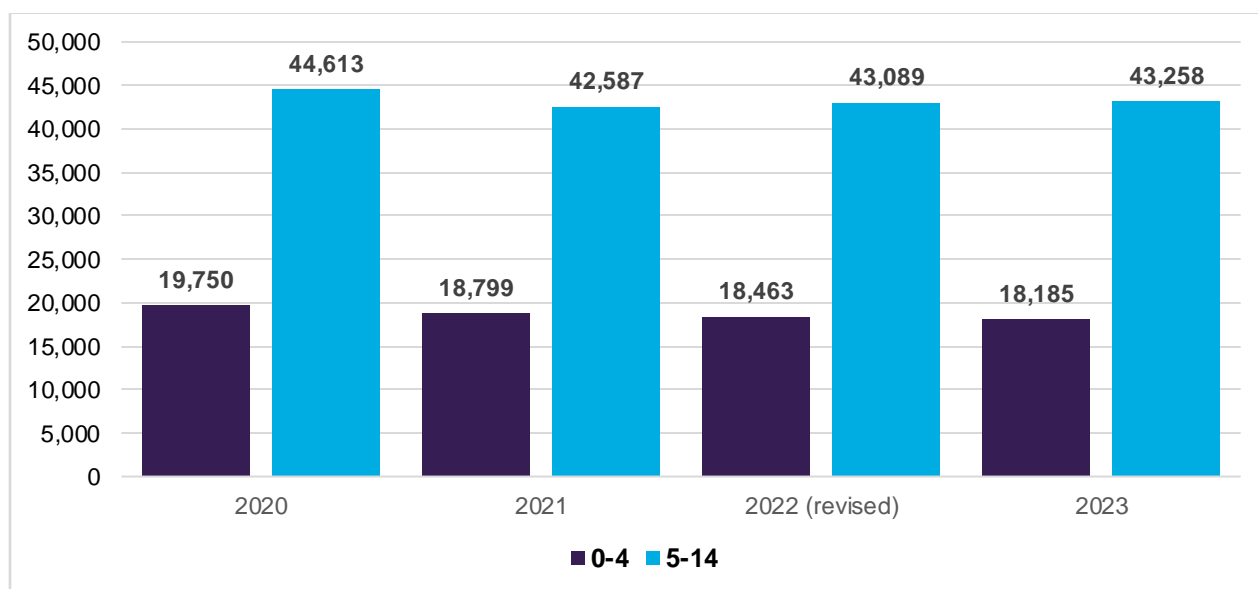
<sup>5</sup> Index of Multiple Deprivation 2019

The latest 2023 mid-year estimate population figure show there are **18,185 0–4-year-olds** in the BCP area, and **43,258 5–14-year-olds**.

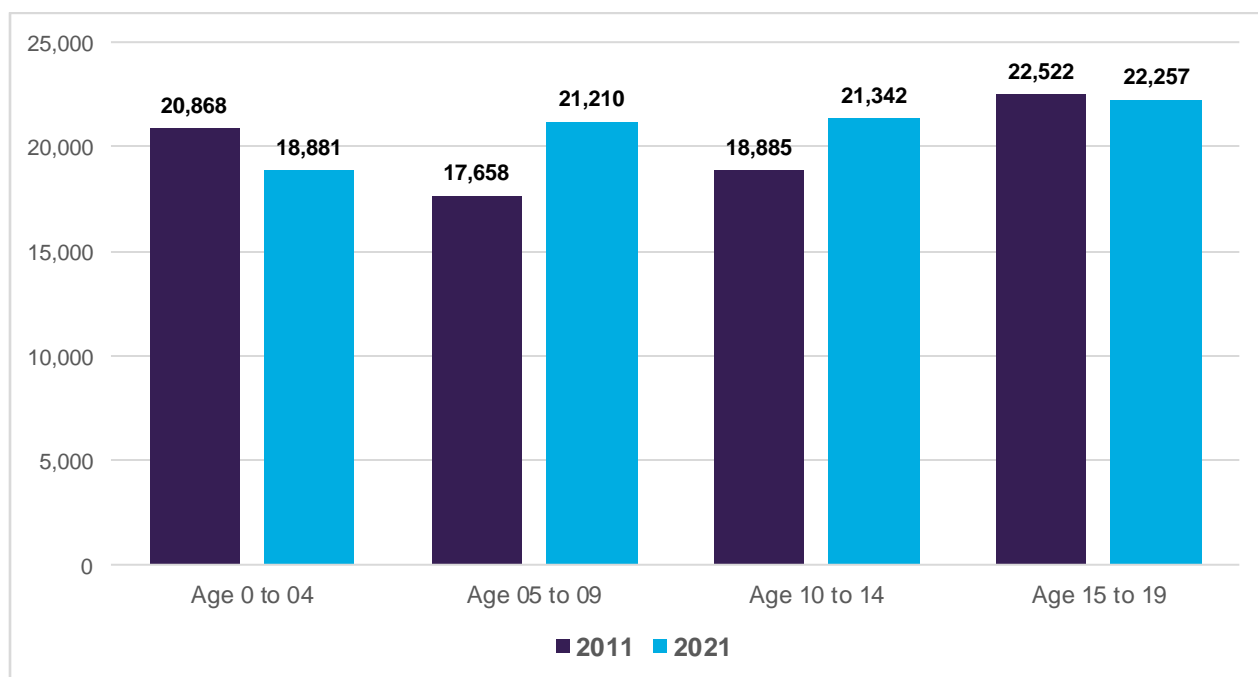
**Table 1: Mid-Year Estimates 2019-2023 and Census 2011 & 2021 (0–14-year-olds)**

Mid-Year Estimates	0-4	5-14	Census	0-4	5-14
2020	19,750	44,613	2011	20,868	36,543
2021	18,799	42,587	2021	18,881	42,552
2022 (revised)	18,463	43,089			
2023	18,185	43,258			

**Figure 1: Population 0-14 (Mid-Year-Estimates)**

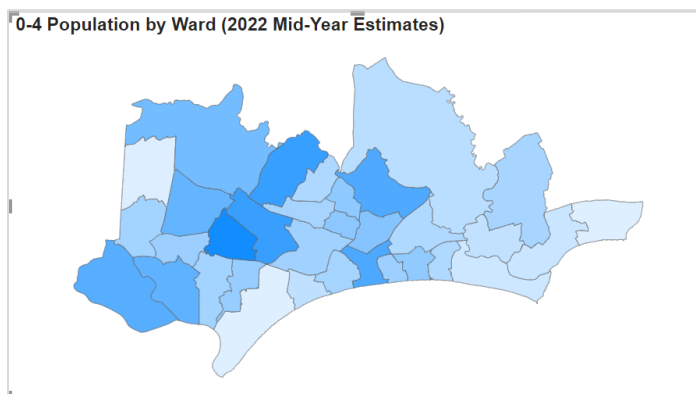


**Figure 2: Population 0-19 (Census 2011 & 2021)**

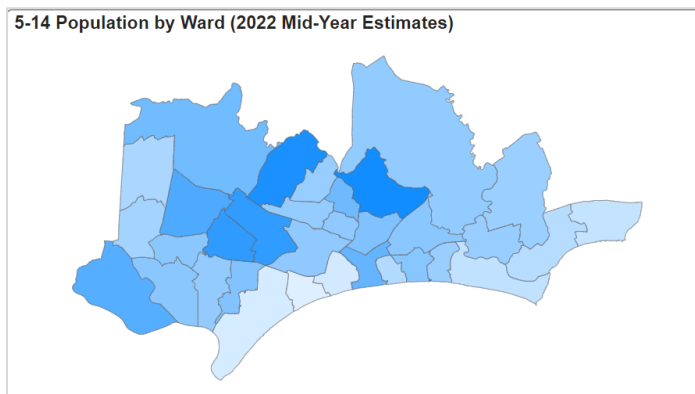


The following maps shows the distribution of 0–4-year-olds and 5–14-year-olds by ward. The darker colour the ward, the higher number of 0-4/5-14-year-olds.

**Map 1: 0-4 Population by ward**



**Map 2: 5-14 Population by ward**



There has been a gradual **fall of 0-4-year-olds**. Since 2020 the number of 0-4 year olds has fallen from 19,790 to 18,185 (2023 Mid-year estimates). In the last 10 years (Census 2011-2021) this age group has seen a **fall by 10.5%** 2011-2021. **0-2-year-olds have fallen by 325 children in the last 12 months** (2022 revised-2023 mid-year estimates) however the number of 3&4-year-olds have risen slightly by 47.

Wards with the highest population of 0-4 year-olds continue to be Newtown & Heatherlands, Kinson and Muscliff & Strouden Park. Wards with the fewest number of 0-4 year-olds are Highcliffe & Walkford, Canford Cliffs and Broadstone.

The number of **5–14-year-olds has increased by nearly 170** (2022 revised - 2023 mid-year-estimates). However, this age group has fallen since 2020 when there was 44,613 5-14 year-olds (mid-year estimates). The latest population data by ward (2022 Mid-year estimates) show the greatest number of 5-14 year-olds can be found in Muscliff & Strouden Park (2,421), Kinson (2,340) and Newtown & Heatherlands (2,145).

## Population Projections

The latest population projections were published in March 2020. The next sub-national set of population projections from ONS will be 2022-based. It is anticipated that these will not be released until April/May 2025, therefore the 2018-based projections are the latest available locally.

Projected birth rate

**Fall 1-2%**

per year

Projected 3–4-year-olds

**Year on Year**

**Fall** (1,500 by 2028)

Projected 5–9-year-olds

**Fall by 3,500** in

next 10 years

Projected 10–14-year-olds

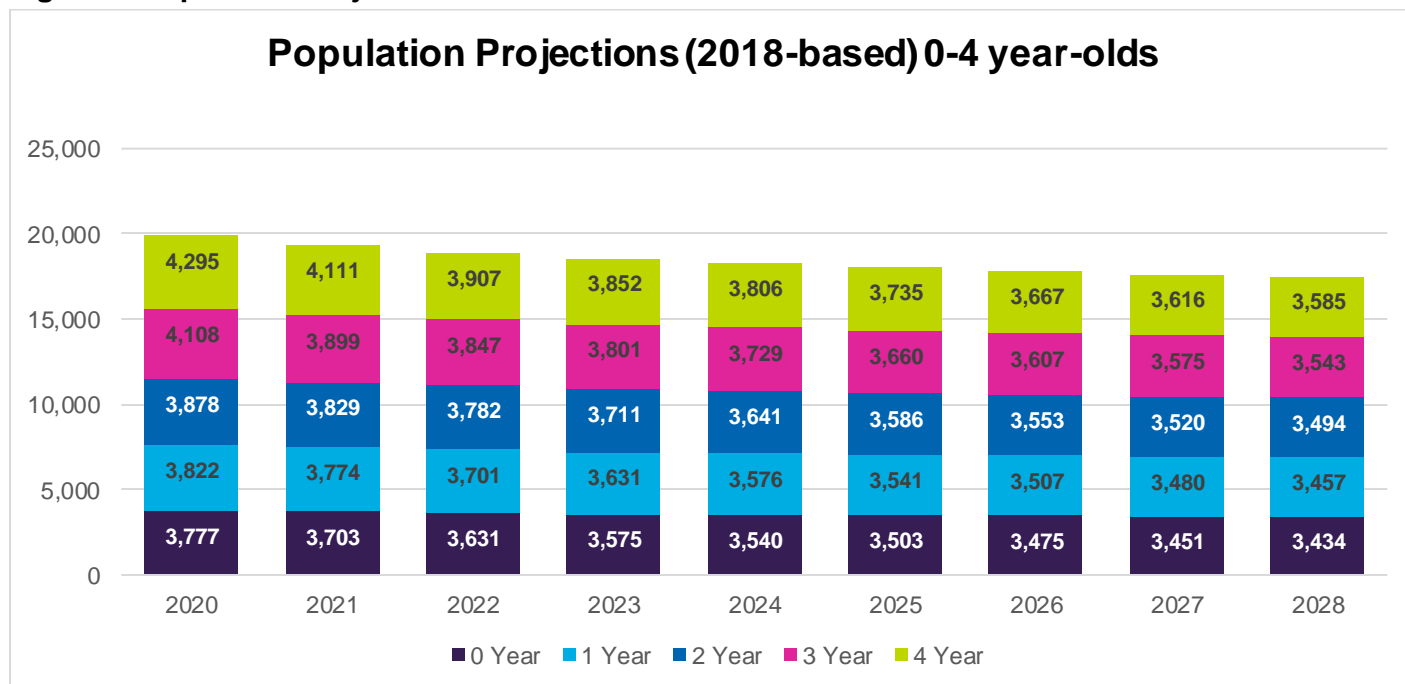
to **INCREASE** By

7% (1,420) by 2028



- The total population across BCP is predicted to **increase by 7,827 (2%) in the 10 years to 2028**. Population growth in BCP is driven by the increase in those aged 65+; the number of **children aged 0-15 and the working age residents (16-64) are both projected to decrease**.
- The latest population projections show that the number of births in BCP Council is projected to fall by between 1% - 2% per year until 2028. This equates to an average fall of about 40 births per year.
- The population projections for 3 & 4-year-olds (all of which are eligible for at least 15 hours per week of council funded early years funded childcare) indicates a year-on-year fall.
- In the **10 years to 2028 the number of 3&4-year-olds is predicted to fall by 1,500 children (17%)**.
- The **number of 5-9-year-olds is set to decrease by around 3,500 children in the next 10 years (2018-2028)**; however, the 10-14-year-old population is expected to increase by around 7% in the same period (1,420). This can be explained by a peak in birth rate for local children in 2012, gradually feeding through to secondary school age.

**Figure 3: Population Projections**



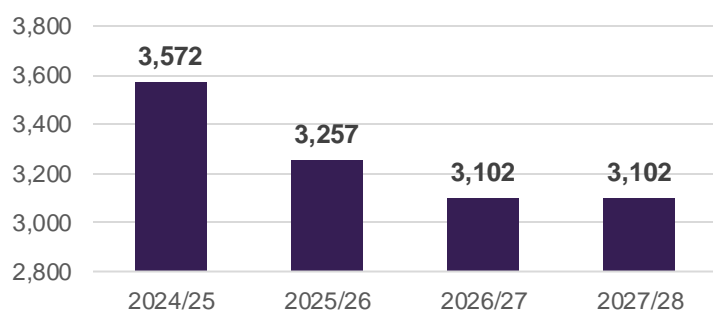
BCP is experiencing significant changes in the number and distribution of its school age population and the demand for school places. Following a decade of rising numbers, from 2020/21 there has been a fall in the demand for overall Primary places (Reception to Year 6), and this trend is likely to continue to 2028/29 at least. This is due to the 28% decline in the number of births across the BCP area since 2012/13 and the subsequent reduced demand for Reception places from 2017/18.

- Levels of surplus places in Reception will increase from 16% in 2023/24 to around 21% by 2028, but with a small temporary rebound in 2025/26.
- Between 2024/25 and 2027/28 the number of Reception year pupils is **forecast to fall by around 470 (15%)**, from around 3,572 to 3,102.
- Between 2024/25 and 2027/28 the overall number of primary school children (reception to year 6) is **forecast to fall by nearly 2,140 children (9%)**

**Figure 4: Reception year forecasts**

**Table 2: Reception-year 6 forecasts**

**Reception Year Children Forecasts  
2024/25-2028/29**



Forecast Year	Reception-Year 6
2024/25	26,223
2025/26	25,620
2026/27	24,791
2027/28	24,084

- Overall, the **0-4-year age group in BCP is projected to fall**. This may have an impact on the number of preschool, day nursery and childminder places which are sustainable.
- The number of **5-9-year-olds is set to fall by 3,500 children** in the next 10 years to 2028. The **10-14-year-old population is expected to increase** by around 7% in the same period (1,420).

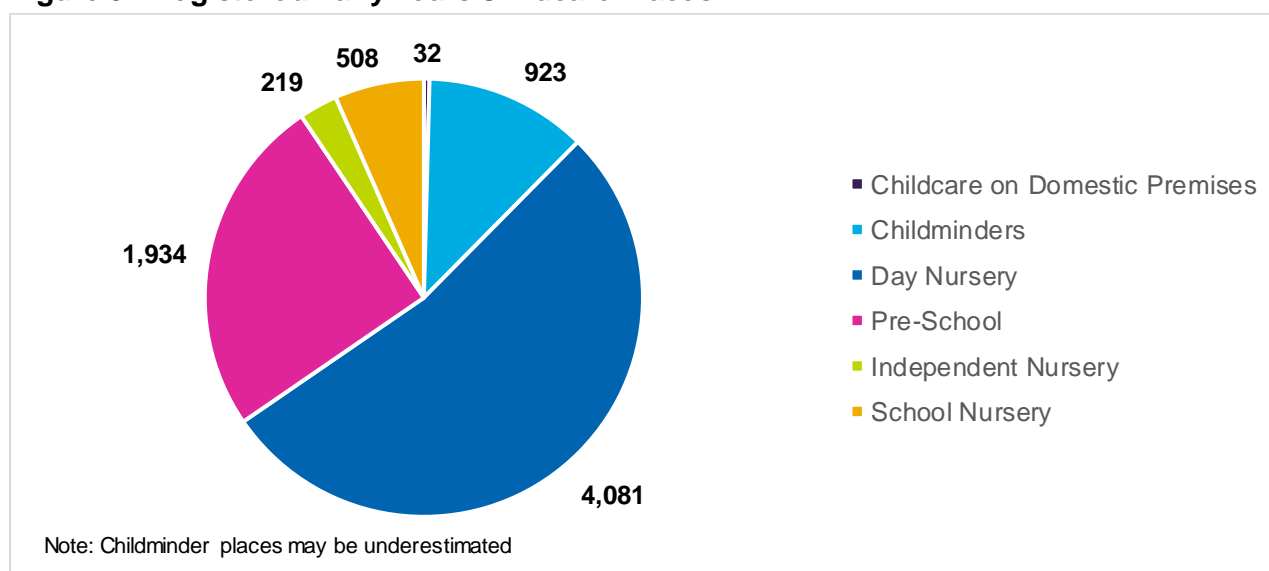
## Childcare Provision

**292** registered childcare providers offering maximum **7,697** places at any one time

Active registered **childminders** have **fallen by 11** in the last 12 months

**Day Nursery places have risen** and **Pre School** places have **fallen** since the 2023 analysis

**Figure 5: Registered Early Years Childcare Places**





There is a total of **292** childcare providers in the BCP Council area, offering a maximum of **7,697 places** at any one time<sup>6</sup>. This is a fall of **15 providers overall since summer 2023, 11 of which were childminders**. Overall, the number of childminders has fallen by 45 since the 2021 analysis. 53% (4,081) of places are in Day Nursery settings, 25% (1,934) of places are in Pre School settings and 12% (923) of places are at Childminders. There are 219 Independent Nursery setting places and 508 places at School Nurseries.

- **There are registered childcare places in all wards in BCP Council**; however, the number of childcare places in each ward and in each type of setting varies immensely.
- There are **no childminders** in Boscombe West, Canford Cliffs or East Southbourne & Tuckton wards.
- There is **no day nursery provision** in Mudeford, Stanpit & West Highcliffe.
- **The fewest number of childcare places** are in Commons (86), Winton East (88) and Highcliffe & Walkford (95).
- **4% of early years settings and childminders open before 7am**. A further 37% open before 8.00am.

#### Changes 2023-2024

- Overall, the number of places has **fallen by 95** in the last 12 months.
- **Pre-school places** have **fallen by 63** overall. There have been 103 new places, however 166 places have closed.
- **Day nursery places** have increased by 49.
- There were **12 fewer childminders 2022-2023** and a further **11 fewer childminders 2023-2024** (a total of 23 fewer childminders since 2022. This has resulted in **81 fewer childminder places in the last 12 months**.
- **School Nurseries** have seen no change in places.
- **Alderney & Bourne Valley** ward and **Parkstone** ward has seen the greatest fall in places.
- **Bournemouth Central** ward has seen the greatest increase in places.

The latest **occupancy figures** available are for Summer 2024 (67% response rate to survey).

Occupancy rates at **childminders was 93%**

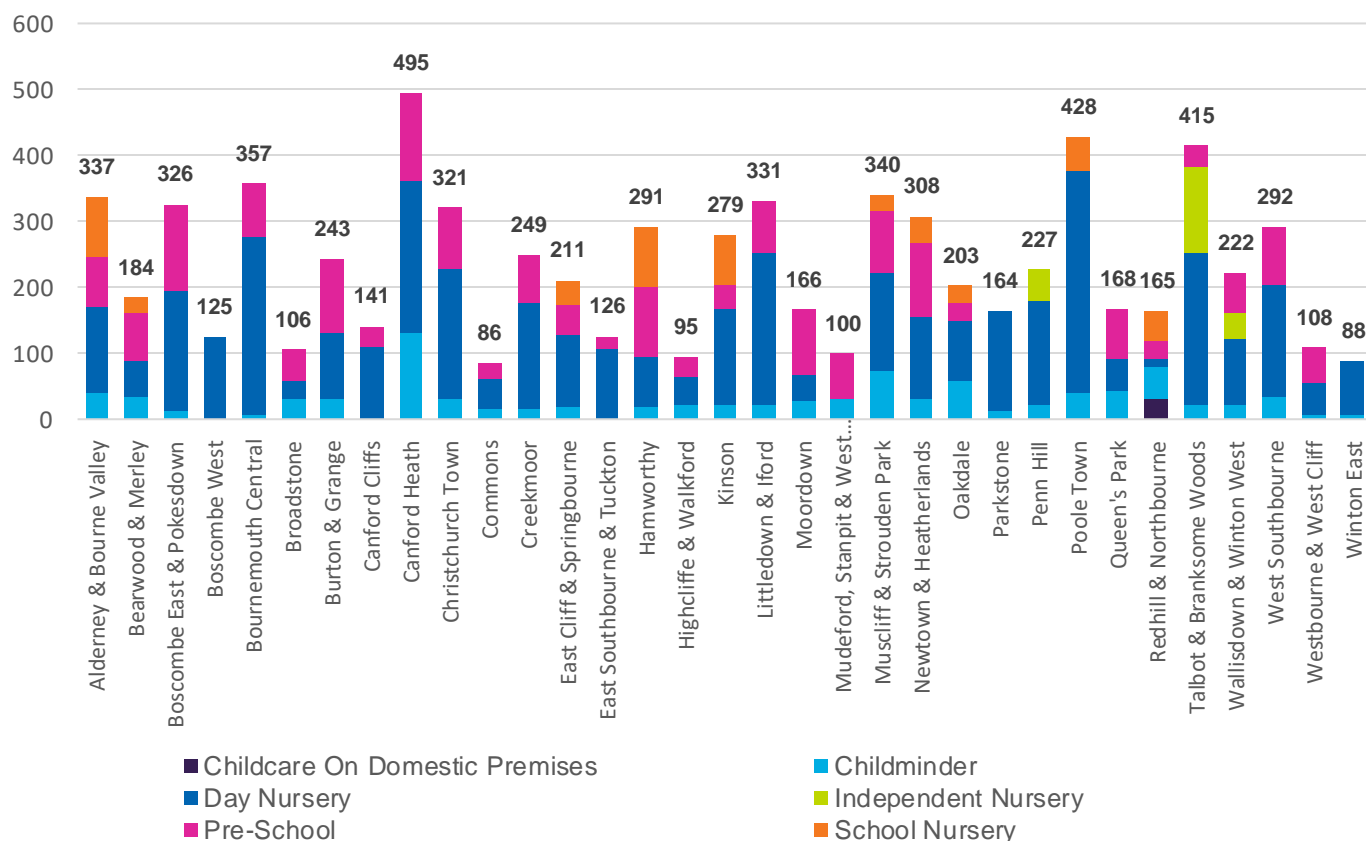
Occupancy rates at **PVI settings was 90%**

Occupancy rates at **school nursery settings was 89%**

**Figure 6: Early years places by type and ward**

<sup>6</sup> Note that data is at 1 September 2024, this can fluctuate throughout the year with provision closing and new providers opening. Some settings may also change their status type thus affecting the individual provider type figures. Comparisons are made with September 2023 figures to show consistency.

### Early Years Places By Type & Ward



### Population 0-4-Year-Olds and Registered Early Years Places 2022-2024

In 2022 the number of reported registered early years childcare providers was 320, offering a maximum of 7,982 places, at any one time. The number of registered early years childcare providers has fallen in 2024 to 292, offering a maximum of 7,697 places at any one time. The population of 0-4-year-olds have also fallen in this time period. Mid-year estimates 2021 figure reports 18,799 0-4-year-olds, the latest 2023 figure reports 18,185 children aged 0-4.

**98%** of childminders, preschools and day nursery settings have signed up for **tax-free childcare**. This is the highest number in the last 5 years.

In the last 12 months, day nursery and preschool sign up has **increased to 100%** (where known) and childminders has increased to 97%

The number of families who have used tax free accounts has **increased** year on year. The number of families who have used tax free accounts between 2023-24 has increased by **14% in England, 15% in the South West** and **16% in BCP**.

## Special Educational Needs and Disabilities (SEND)

### Early Years

From summer 2024 the new SEND criteria and Tiers were introduced - 2 year-old disadvantaged or working family criteria and 3 tiers of funding.

**49** 2-year-old children received additional SEND funding support in a BCP provider (Summer 2024)

**347** 3 & 4-year-old children received additional SEND funding support in a BCP provider (Summer 2024)

There were **79 EHCP's** in the Early Years Sector (Summer 2024)

In Summer 2024, **396** children were recorded as **receiving additional SEND Support**. **79** Education Health Care Plans (**EHCPs**) were issued in the Early Years sector, an increase on the summer 2023 figure of 70. As this is the first year with new SEND criteria and Tiers, comparisons, aside from total children funded under SEND, are not possible.

**49 2-year-old children received additional SEND funding support** in a BCP provider in summer 2024. 36 were from disadvantaged families and 13 from working families.

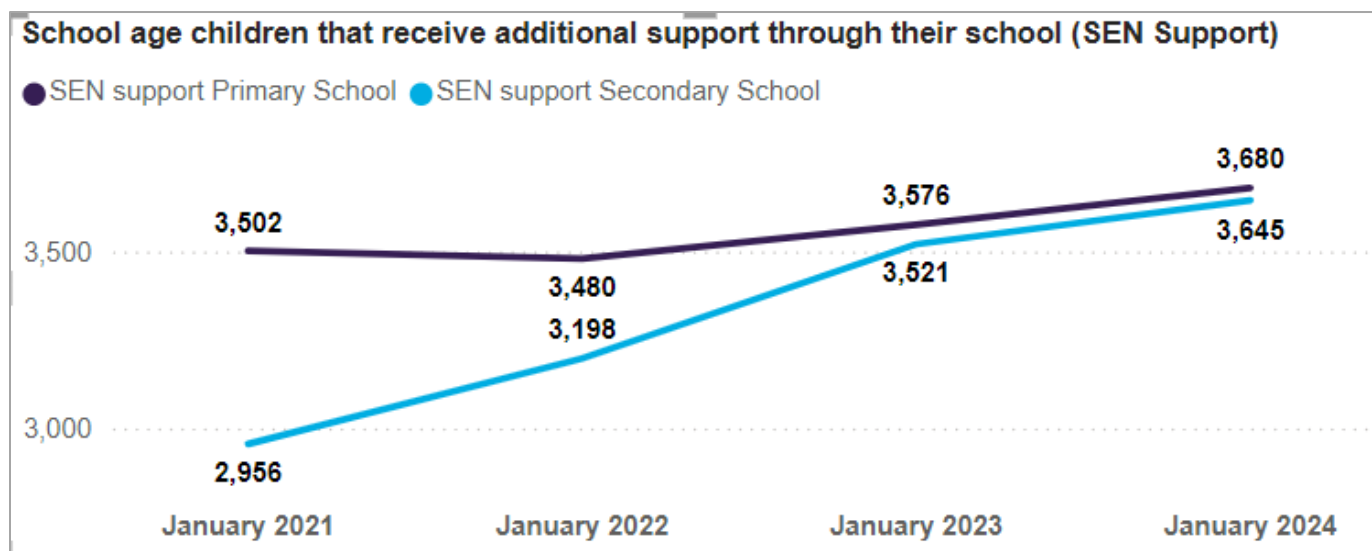
There were **347 SEND funded 3 and 4-year-olds** (Summer 2024):

- 133 receive Extended Entitlement (**38%** ~All Child Average = 55%)
- 106 receive EYPP (**30%**, up from 29% in 2023 ~ All Child Average = 16%)
- 203 receive Deprivation Supplement (**58%** down from 60% in 2023 ~ All Child Average = 27%)

### School Age Children

In January 2024 the schools census recorded **1,084 EHCPs for primary schools** and **1,194 for secondary schools**. A total of **7,325** primary and secondary school children received SEN support, **228 extra children** than in January 2023.

**Figure 7: School age children that receive additional SEN support**



## Quality of Provision

The percentage of P&V\* settings who have a quality rating of “good” or “outstanding” has **increased**

**ALL** childminders have a quality rating of “good” or “outstanding”

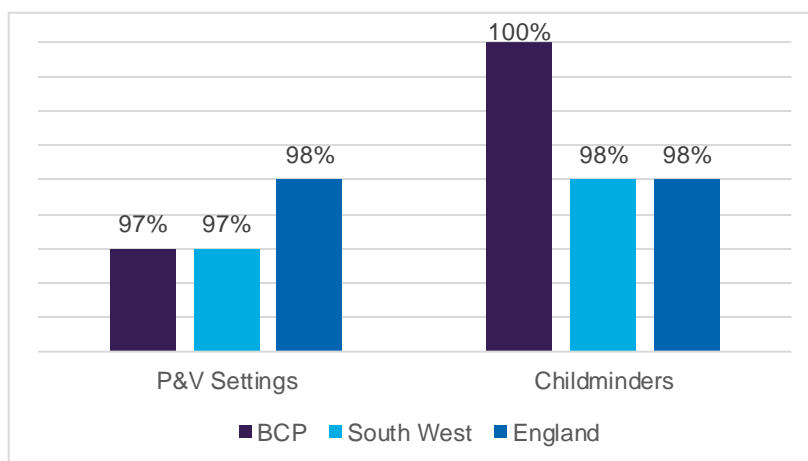
The % of P&V\* settings and childminders with a rating of ‘good’ or ‘outstanding’ in BCP is **slightly lower** than the National average

\* P&V – Private and Voluntary

**Figure 8: Ofsted rating ‘good or outstanding’ (Summer 2024)**

**97% of private and voluntary settings have a quality rating of ‘good’ or ‘outstanding’** (those with an Ofsted rating), compared to 96% in 2023.

- ALL childminders in the Local Authority who have a quality rating are rated as ‘good’ or ‘outstanding’.
- BCP figures are similar to the national and regional averages for P&V settings but above for childminders.
- BCP has around 27 group providers and childminders operating ‘awaiting their first inspection’.
- Providers of care for school age children do not need to be inspected by Ofsted, although provision at some schools is considered within the full school inspection. The latest quality data at schools (where we have data) show **89% school-based breakfast clubs and ALL school-based after school clubs** have an Ofsted rating of ‘good’ or ‘outstanding’.



## Fees Charged

The average price per hour is

**£7.19** at a day nursery

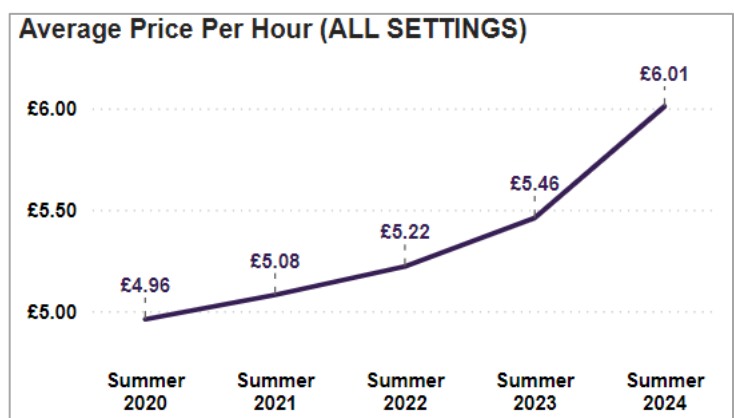
**£6.23** at a pre-school

**£5.70** at a childminder

- Average prices per hour across all setting types have increased from £5.46 to £6.01 per hour (summer 2023-summer 2024). This is an **increase of 10% in the last 12 months**.
- The most significant increase has been amongst day nursery settings with an average increase of £1.41 (24.5%) per hour since 2000

**Figure 9: Average Price Per Hour (All Settings)**

- The average price per hour at a day nursery is £7.19. **The most expensive settings are in Westbourne & West Cliff ward and Commons ward.**
- Charges at pre-schools average £6.23 per hour. This is 65 pence more per hour than reported in 2023. The most expensive pre-schools are in **Newtown & Heatherlands and East Southbourne & Tuckton ward.**
- The average price per hour at a childminder is £5.70, a 20% increase since 2020.



The average price of 25 hours per week childcare for 3&4 year-olds (paying for 10 additional hours above the Universal Entitlement) Coram 2024 Childcare Survey

**£63.54** ENGLAND

**£74.28** SOUTH WEST

**£58.90** BCP

## Funded Early Education for 2, 3 and 4-Year-Olds

In the spring budget of 2023, the Chancellor announced that funded childcare hours would be extended to children of eligible working parents in England from 9 months old to support increased parental engagement in the labour market. These changes came into effect from 1 April 2024 with the expansion of the 2-year-old funded early education (FEE) to working families. From the 1 September 2024, the 15 hours FEE is extended for eligible parents of children aged 9 months - 2 years and will be further expanded in September 2025 extending this to 30 hours per week.

**From 1 April 2024, 15 hours government funding is available for 2- year-old children of working families, in addition to the existing funding for disadvantaged 2-year-olds.**

**From 1 September 2024, the 15 hours FEE entitlement is extended for eligible working parents of children aged 9 months - 2 years of age**

**From 1 September 2025, eligible working parents of children aged 9 months and above will be able to access 30 hours (over 38 weeks a year)**

### 2-Year-Olds

BCP funded **597 2-year-old children** (disadvantaged entitlement) and **1,612** 2-year-old children (working families entitlement). **This totalled 2,209 2-year-olds accessing FEE in summer 2024.** **5,506 3&4-year-olds** took some FEE in PVI settings, childminders and school nursery classes in summer 2024. **3,028** 3 and 4-year-olds also accessed some **Extended Entitlement**.

2-year-old take up  
(Summer 2024)

**2,209**

2-year-old children could be eligible for FEE under working family or disadvantaged eligibility, there are children that will be eligible for both, but the parent applies for their funding under working family entitlement. This inevitably reduces the percentage take-up.

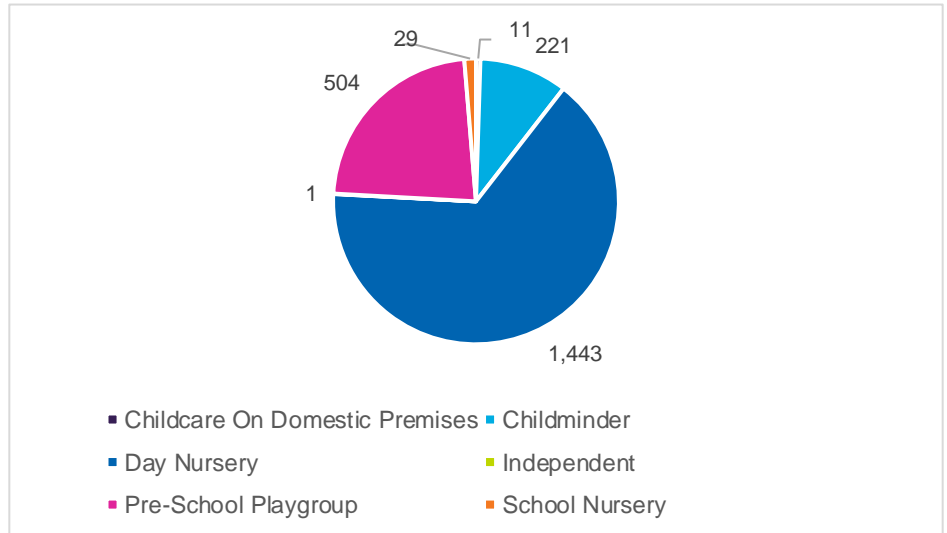
2-year-old  
predicted eligibility  
(Summer 2024)

**2,370**

The DfE predicted in Summer 2023 (for Summer 2024) the number of eligible 2-year-olds under the working families eligibility would be **1,626**. This, added to the DWP figure for disadvantaged eligibility of **744**, totals a predicted 2-year-old eligibility figure for funded early education of **2,370**.

**Figure 10: Take Up of 2-year-old FEE by setting type**

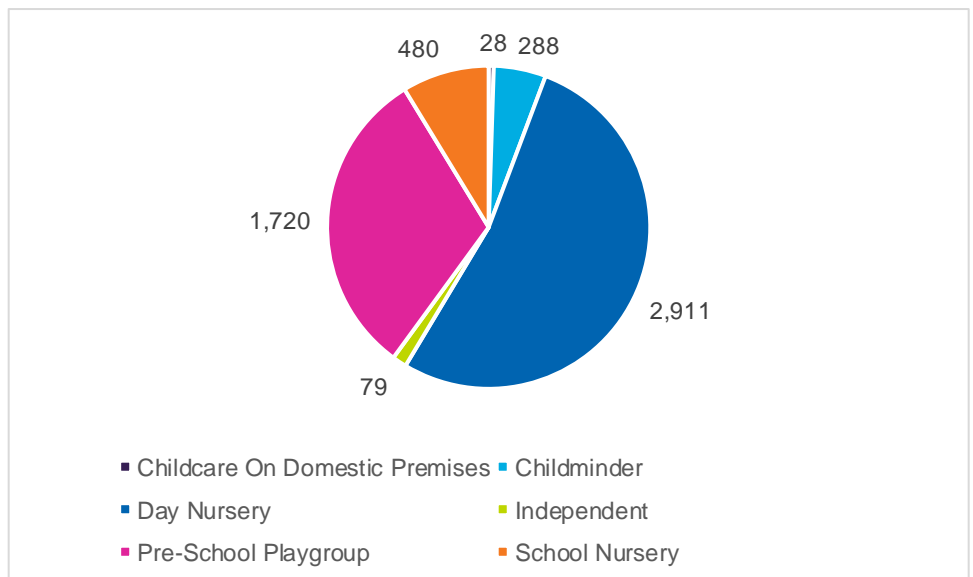
- **BCP funded 2,209 2-year-old children** in summer term 2024. 597 (27%) of these were under the disadvantaged eligibility and 1,612 (73%) was under the working families eligibility. The government predicted the number of eligible 2-year-olds was 2,370.
- When comparing the local, regional and national take up of funded early education for 2-year-olds, BCP take up was reported as 86%, South West was 80% and England was 75% (published figures July 2024). Last year reported 78% of 2-year-olds are benefiting from funded early years provision in the South West, and nationally the figure shows 74%.
- **35% of 2-year-old children are accessing funded early education in the ward in which they live**, compared to 41% last summer.
- 65 % of Funded Early Education for 2-year-olds was taken at Day Nursery Settings.
- 93% of 2-year old children are accessing their Funded Early Education at a setting rated as 'good or outstanding'.



### 3 and 4-Year-Olds

**Figure 11: Take Up of 3 and 4-year-old FEE by setting type**

- **BCP funded 5,506 3 and 4-year-olds** in the summer term 2024. This is a fall on the 2023 figure of 5,525, and 5,737 in 2022. This is likely due to a fall in the age cohort.
- According to the nationally produced data 'Education Provision Children under 5 years of age 2023 (DfE)' Nationally the 2024 figure shows 95% of 3 and 4-year-olds are benefiting from funded early years provision. The South West figure shows a 95% take up, compared to 94% in BCP (summer 2024). Last year reported nationally 94% of 3 and 4-year-olds are benefiting from funded early years provision. The South West figure showed a 96% take up, compared to 91% in BCP.
- In summer 2024 there were **3,028** children accessing extended entitlement in BCP settings (55%). This is an increase on the summer 2023 figure (54%) and summer 2022 (49%).
- **41% of 3 and 4-year-old children are accessing funded early education in the ward in which they live** (BCP children). This is the same percentage as reported in summer 2023.





- 53 % of Funded Early Education for 3 and 4-year-olds was taken at Day Nursery Settings.
- 89% of 3 and 4-year old children are accessing their Funded Early Education at a setting rated as 'good or outstanding'.

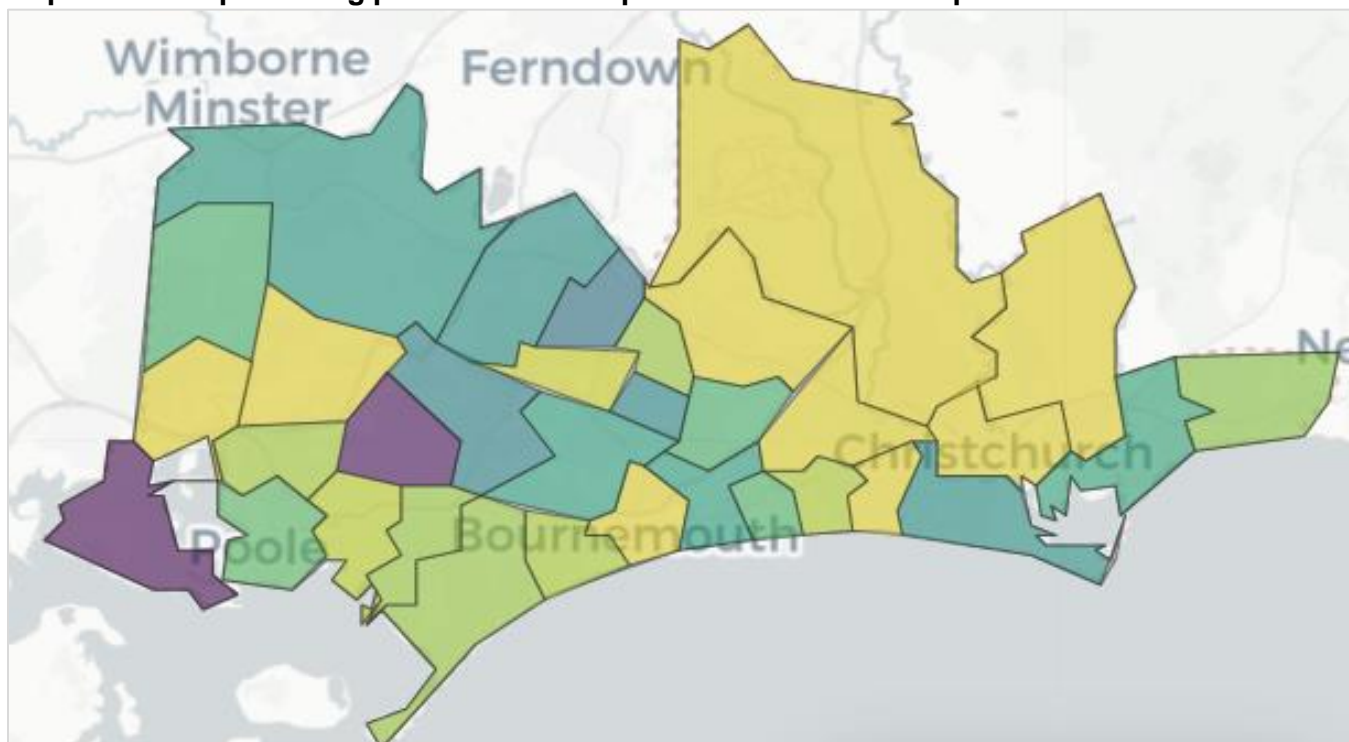
### September 2025 – Local Authority Readiness



In November 2024 the DfE produced its latest 'Local Authority Readiness' document detailing self assessment data for the expanded early years entitlements for 9 month – 2 year olds. In Bournemouth, Christchurch and Poole the DfE estimate that 368 places will need to be created by September 2025. This relates to a 10% increase in supply of childcare hours for this age group.

Supply and demand for early years provision is very moveable dependent on parents' willingness or choice to travel. As part of the DfE's support, heat map 3 was supplied, offering an indication of where some pressures may be for the new expanded entitlements. The darker areas suggest more pressure for 9 month – 2-year-old places. As always, new and expanding providers should contact [earlyeducation.fundingteam@bcpcouncil.gov.uk](mailto:earlyeducation.fundingteam@bcpcouncil.gov.uk) if data support is required regarding potential new sites.

**Map 3: Heat map showing possible areas of pressure for the new expanded entitlements**

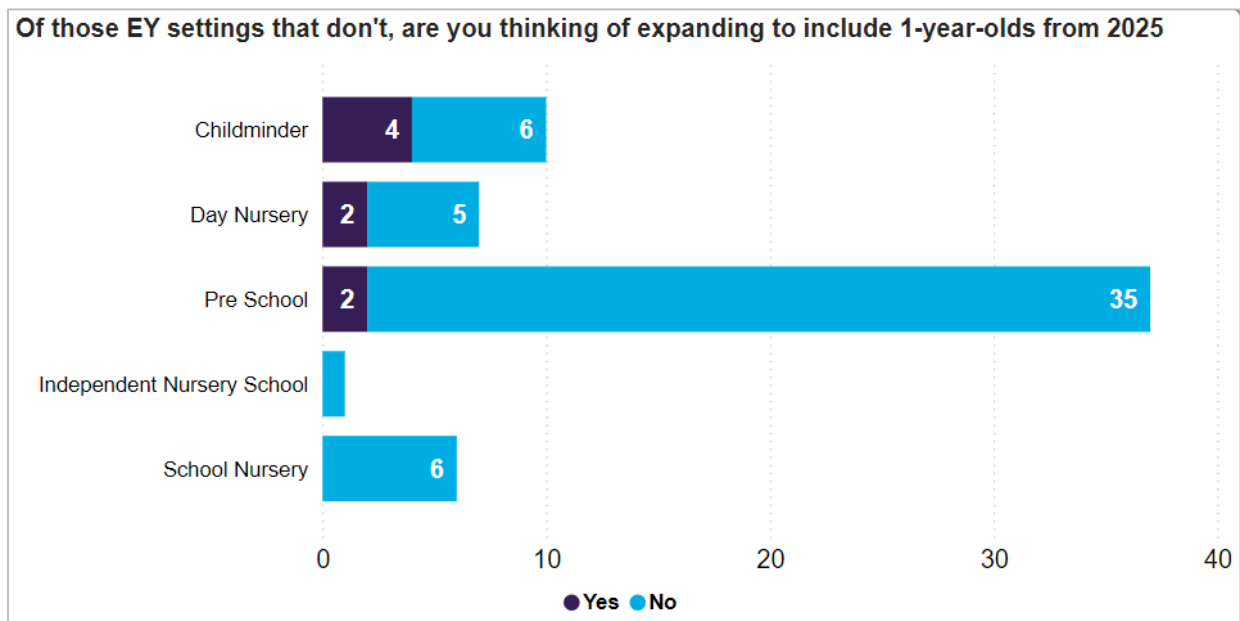


The DfE supplied the council with capital funding to create new places. The provider application and allocation process continues at the time of writing however, to date, funding has been approved to create 276 new 9 month – 2 year old places by September 2025.

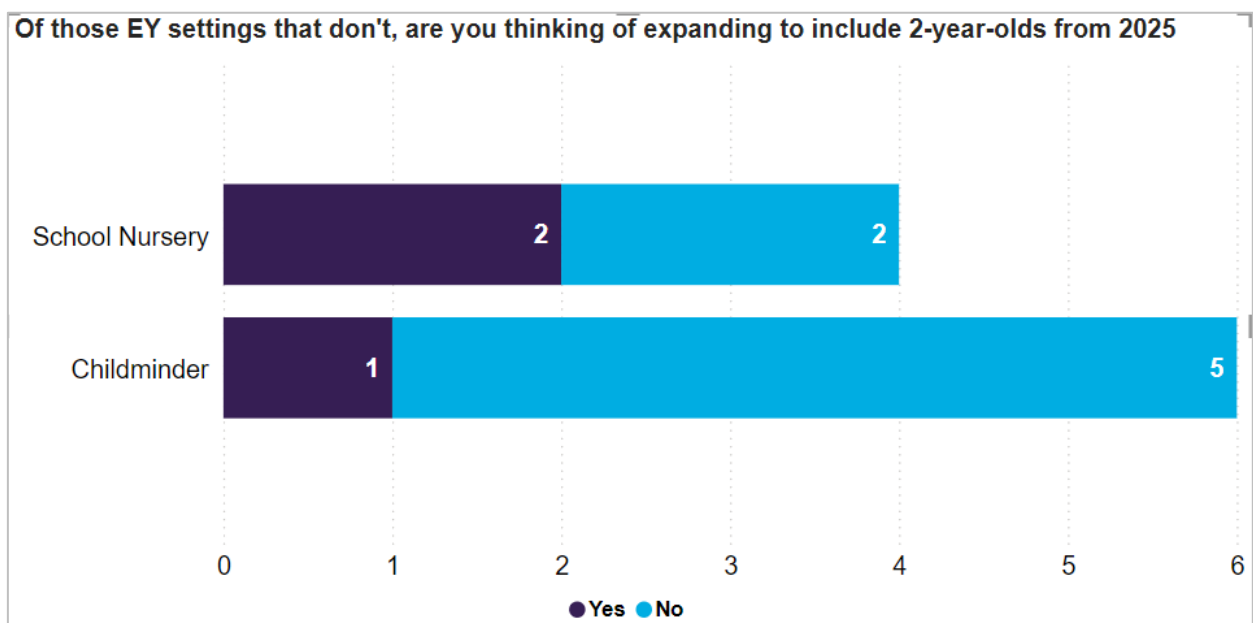
In May-July 2024 BCP Council undertook a survey of early education and childcare providers, sharing their current position and a view on government changes to the early education and childcare funding entitlements.

- 2 of our school nurseries are considering lowering their age range to accept 2-year-olds in anticipation of the 30-hour entitlement for working families.
- Some settings are considering expanding to include 1-year-olds

**Figure 12: ‘Of those EY settings that don’t, are you thinking of expanding to include 1-year-olds from 2025?’**



**Figure 13: ‘Of those EY settings that don’t, are you thinking of expanding to include 2-year-olds from 2025?’**



## Out of School Provision

In the PVI Sector there are

**22** Breakfast Clubs &  
**40** After School Clubs

There are additional school-run clubs

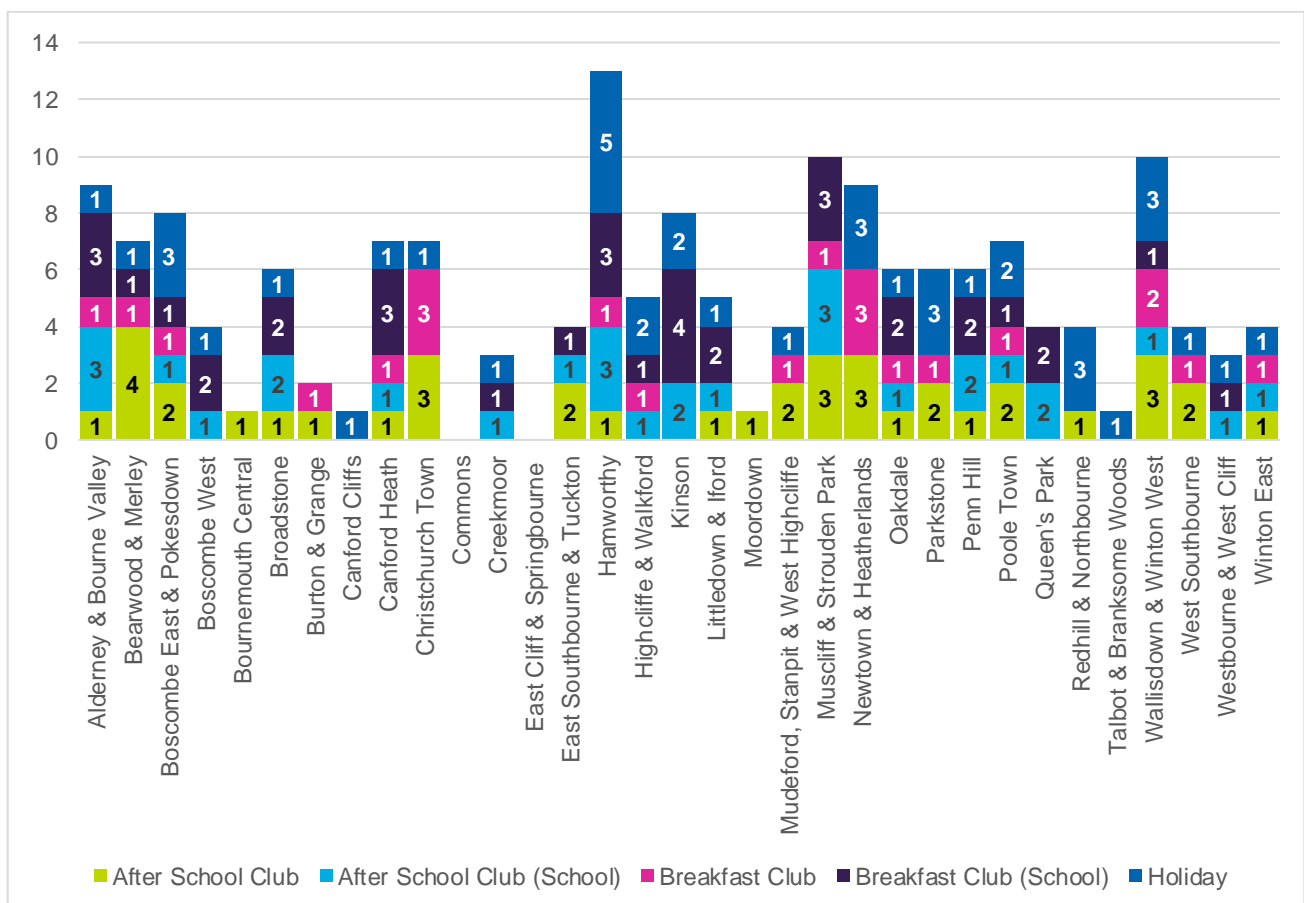
**36** Breakfast Clubs &  
**29** After School Clubs

There are **42** Registered  
Holiday Schemes

Throughout the Local Authority several providers, including schools, offer a variety of childcare services and activities outside of normal school hours which support working families. The Local Authority continues to encourage schools to offer wrap around childcare services 8am-6pm where possible to support working families. This is of increasing importance as working families take advantage of 30 hours of funded early education requiring out of school care for other children in the household between 8am and 6pm.

- Overall, there are 58 breakfast clubs and 69 after school clubs. There are also 42 registered holiday schemes.
- Childminders will continue to play an important role for older children in the area.
- There is **no** out of school provision in **Commons ward** or **Eastcliff & Springbourne ward**.
- There has been little change in the number of out of school provision in the BCP area in the last 12 months.

**Figure 14: Out of School Clubs by Ward**



## Expansion of Wraparound Care Places

In March 2023 the government set out it's ambition that, by September 2026, all councils must ensure parents of primary school aged children have access to an affordable term-time wraparound place between 8am and 6pm, if needed, supplying [schools](#) and [local authorities](#) guidance on the programme.

Wraparound childcare is funded solely through private fees and parents can meet some of the cost of a before school or afterschool club through benefits, such as Tax-free childcare and Universal Credit.

To support the expansion of places the council received both capital funding and a Wraparound Care Programme Delivery Fund. The purpose of this grant includes dispersal of funding to schools and childcare providers (including childminders) to contribute to start up/expansion and running costs, or used to cover costs including staffing, training, and transport costs such as minibus hire, as well as resources. It can also be used to contribute to running costs whilst demand builds, to remove any financial risk to providers of offering additional places before demand is guaranteed. Funding can also be used to pay for training for wraparound staff, including specialist training for staff to ensure they feel equipped to support children with additional needs.

The current wraparound childcare sufficiency position in the Council is positive with all primary schools having a before school club and all but one having some form of afterschool activities, however several schools are running at capacity and work is needed to ensure clubs are operational between 8am and 6pm and that childcare is provided as opposed to access to activities which generally end around 4.30pm. Work with schools and PVI's is required to ensure that any expanded offer will remain sustainable beyond the life of the funding.

Work is also required with regard to understanding wraparound offers in place in special schools and ensuring appropriate arrangements are in place to support working families of children with SEND in mainstream settings, which has always been a local and national challenge.

At the time of writing the Council are underway with two phases of funding that schools and providers can apply for. The intention is that all funding allocated to BCP Council will be committed to the sector by the end of March 2025, with agreed funding being paid in stages through to the end of the governments funding programme, March 31 2026. The application and allocation process is ongoing however, at the time of writing, over 600 new places, or places that will extend to 6pm, have been approved. Progress and outcomes can be viewed through [this](#) dedicated webpage.

### Glossary of Terms

BCP	Bournemouth, Christchurch and Poole (Council)
DfE	Department for Education
EHCP	Education Health Care Plan
EY	Early Years
FEE	Funded Early Education
HAF	Holiday Activities and Food Programme
IMD	Index of Multiple Deprivation
LSOA	Lower Super Output Area
OfSTED	Office for Standards in Education, Children's Services and Skills
PVI	Private, Voluntary and Independent Early Years Settings
P&V	Private and Voluntary Early Years Settings

### Further information

For further information regarding this report please contact the [Research & Consultation Team](#), BCP Council